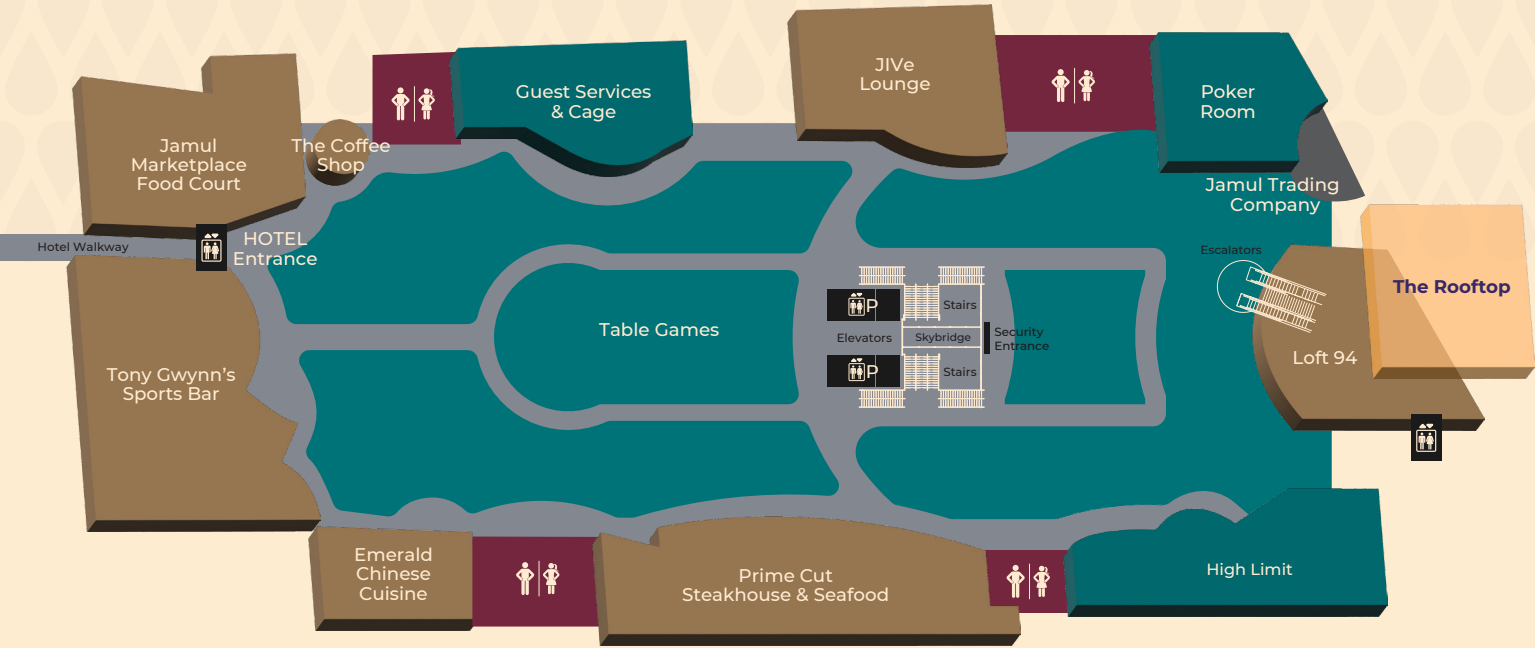


Casino

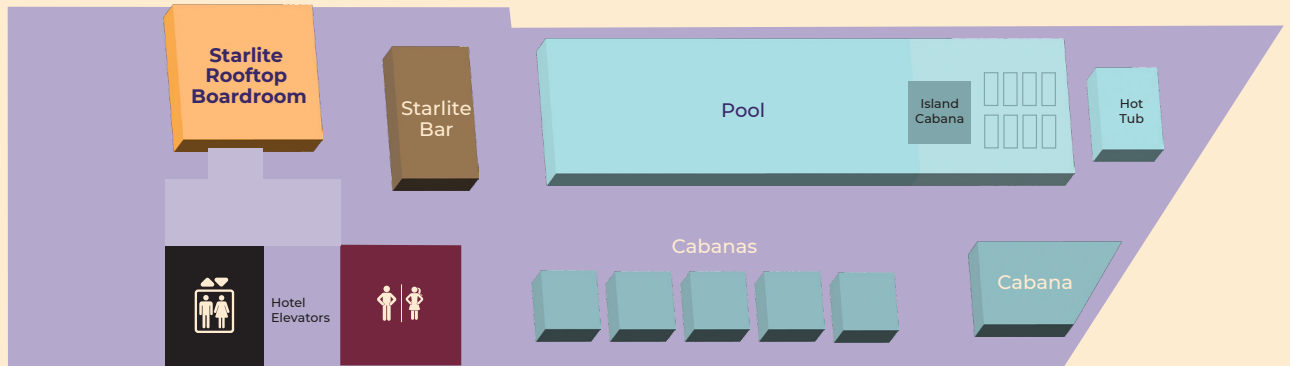


CASINO

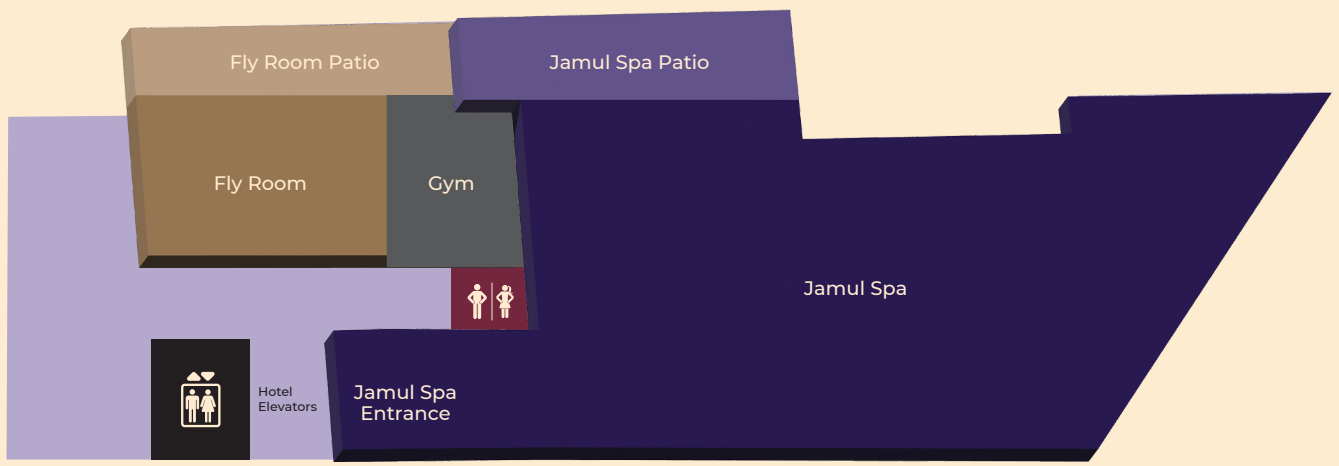
Hotel




LOBBY LEVEL - FLOOR 1




STARLITE POOL - ROOFTOP LEVEL





SPA LEVEL - FLOOR 2




CONFERENCE LEVEL - FLOOR M


  
Hotel


  
Casino

  
Pool

  
Spa

  
Restaurant  
& Bars

  
Pathways

  
Conference

# Meeting & Event Spaces Floor Plan Specs

SPACE	SQ. FT.	DIMS	CEILING HEIGHT	ROUNDS (8)	BANQUET	THEATER	CLASSROOM	BOARDROOM	U-SHAPE	FLEXIBLE
THE ROOFTOP	8,500 FT.	124'X79'	13 FT.	250	250	270	20	55	43	√
PACIFIC BALLROOMS	3,028 ft.	113'x40'	13 ft.	168	120	220	126	108	108	√
PACIFIC BALLROOM A	1,100 ft.	30'x37'	13 ft.	64	*	80	45	40	38	√
PACIFIC BALLROOM B	1,100 ft.	30'x37'	13 ft.	64	*	80	45	40	38	√
PACIFIC BALLROOM C	728 ft.	26'x28'	13 ft.	40	*	60	36	28	32	√
STARLITE POOL BOARDROOMS	600 ft.	30'x20'	10 ft.	*	*	*	*	18	*	*
STARLITE POOL	7,985 ft.	100'x22'	*	80	*	*	*	18	*	√
PRIME CUT	3,815 ft.	135'x50'	15 ft.	*	130	*	*	46	37	√
LOFT 94	3,515 ft.	101'x60'	14 ft.	*	130	*	*	*	*	√
FLY ROOM	1,500 ft.	47'x22'	12 ft.	*	*	*	*	*	*	√

\* Venue's Seating Only